



Price Statistics Compilation in 196 Economies: The Current Status


33rd Meeting of the Voorburg Group, Rome

September 24-28 2018

Margarida Martins, Real Sector Division, IMF Statistics Department

Reproductions of this material, or any parts of it, should refer to the IMF Statistics Department as the source.

The views expressed herein are those of the author and should not be attributed to the IMF, its Executive Board, or its management.



The IMF's key roles

■ Economic Surveillance

Provide advice to members on adopting policies that can help them achieve macroeconomic stability, thereby accelerating economic growth and alleviating poverty.

■ Lending

Make financing temporarily available to member countries to help them address balance of payments problems, which include circumstances in which they find themselves short of foreign exchange because their external payments exceed their foreign exchange earnings.

■ Capacity Development

Offer technical assistance and training to countries, at their request, to help them build and strengthen the expertise and institutions they need to implement sound economic policies

✓ *including price statistics.*

(IMF 2017 Annual Report)



Capacity Development for Price Statistics

Goal: reliable price statistics

- Essential for informed policy-making and IMF surveillance
- Reference for inflation targeting
- Reference to adjust wages, pensions, social benefits, etc.
- Needed for robust estimates of real GDP

Capacity Development for Price Statistics

■ Capacity development

- Technical assistance missions and training activities
- Assist countries in identifying priorities, addressing data gaps, improving quality, promoting data dissemination, monitor progress
- Methodological soundness, weights, coverage, timeliness, classification

■ Analysis based on technical expertise of staff

- 1,200 TA/training activities in last two decades
- Regional TA centers (108 economies)
- Targeted projects supported by external donor
- Joint IMF-OECD questionnaire (43 economies)

Central America & Caribbean



Africa & Middle East

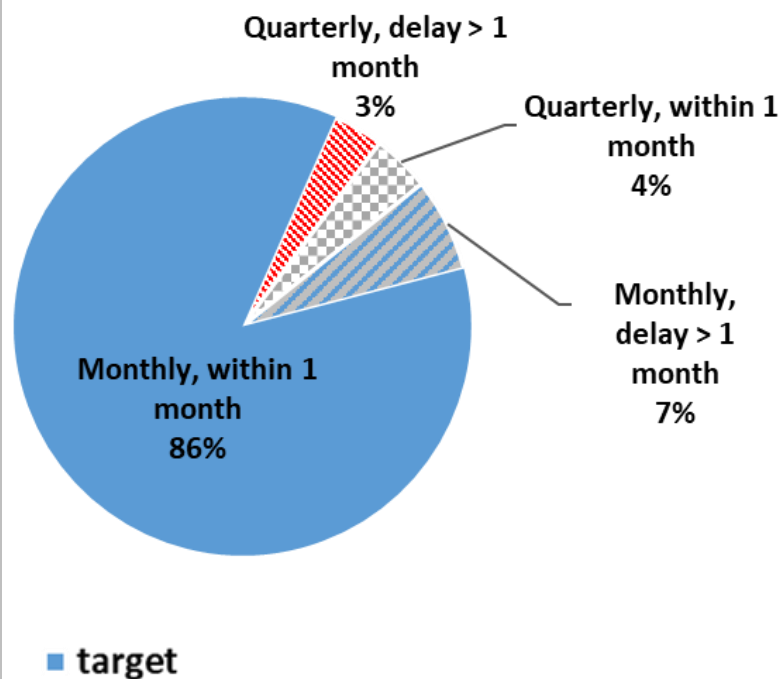


South Asia & Oceania

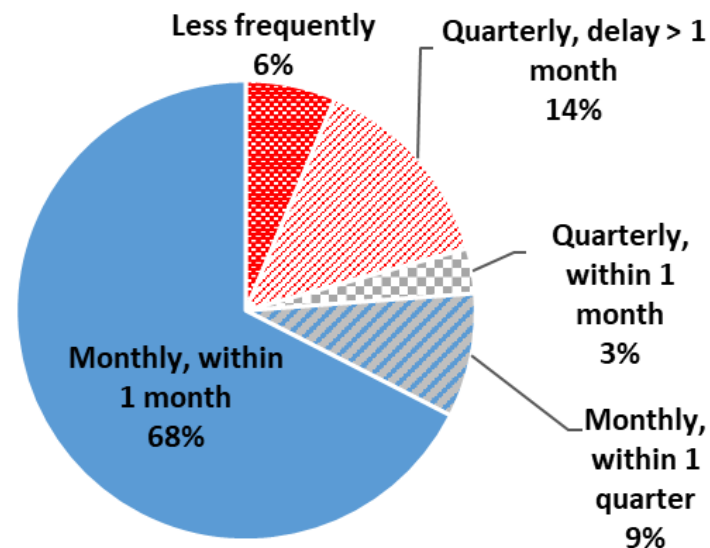


CPI and PPI compilation: Timeliness

CPI (196 economies)



PPI (126 economies)

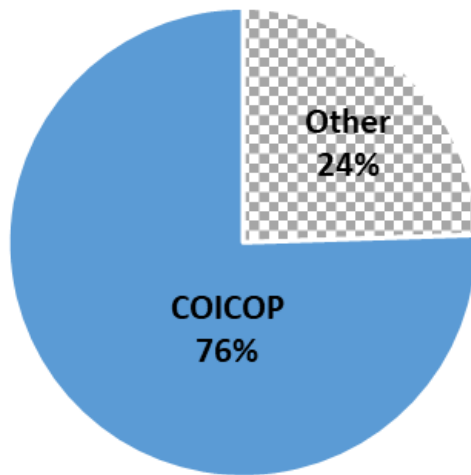


Source: Berry, F., Stanger, M. and Yla-Jarkko, M., IMF Working Paper: *Price Statistics in 196 Economies: The Relevance for Policy Analysis*, Washington DC (Forthcoming)

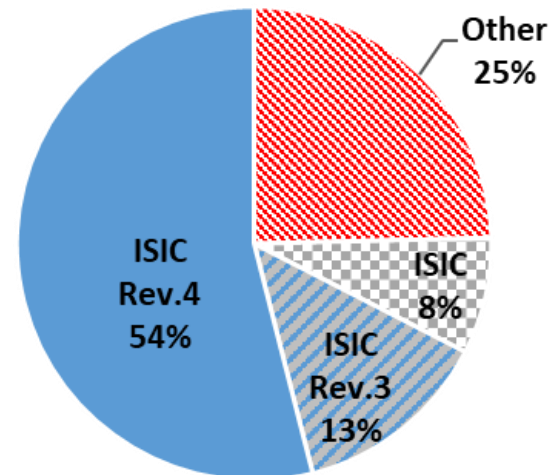


CPI and PPI compilation: Classifications

CPI: COICOP



PPI: ISIC



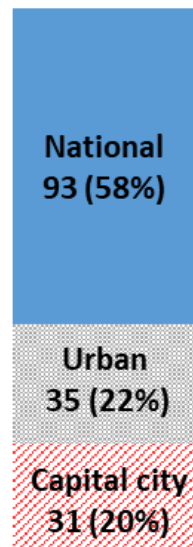


CPI and PPI compilation: Coverage

CPI: Geographical Coverage

Advanced Economies (37)

Emerging and Developing Economies (159)

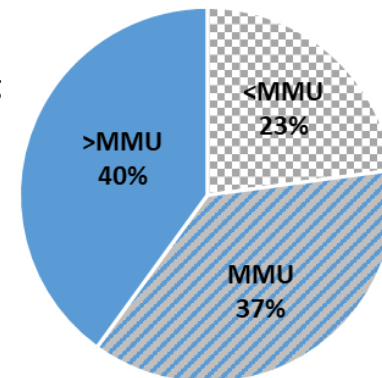


■ target

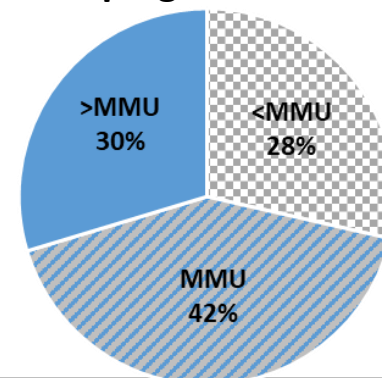
PPI: Industrial Coverage

Advanced Economies (35)

MMU: mining, manufacturing and utilities



Emerging and Developing Economies (91)

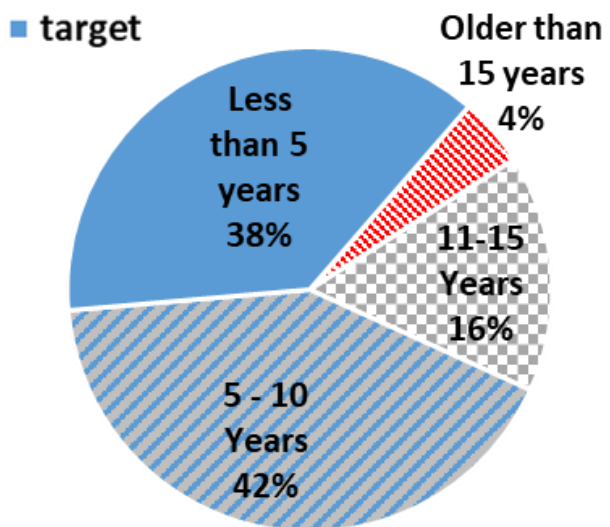




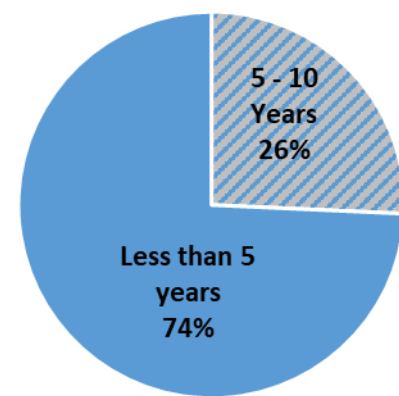
CPI compilation: Weights

Age of CPI Weight Reference Period

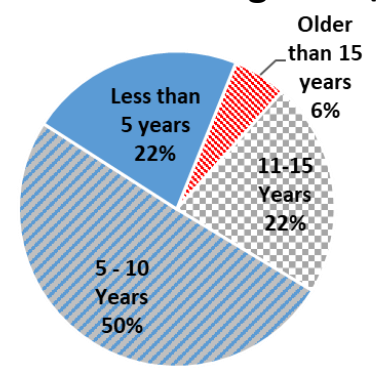
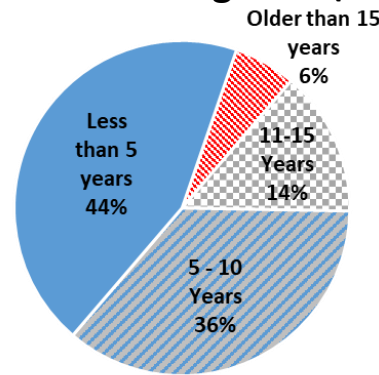
All Economies (196)



Advanced Economies (37)



Emerging and Developing Economies (159)
Inflation Targeters (50) Non-Inflation Targeters (109)

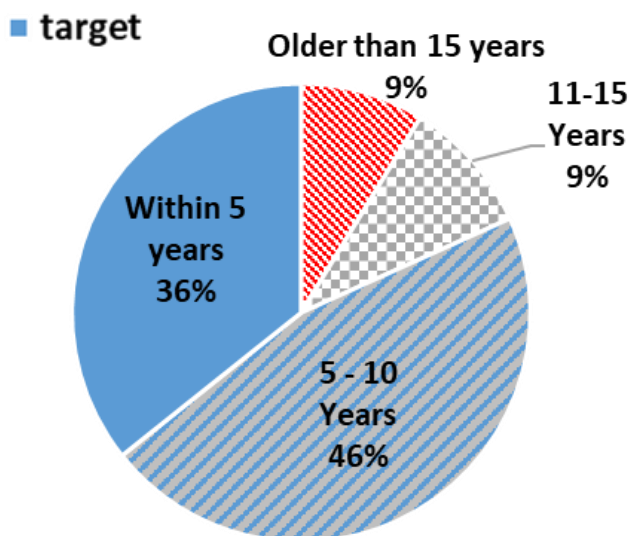




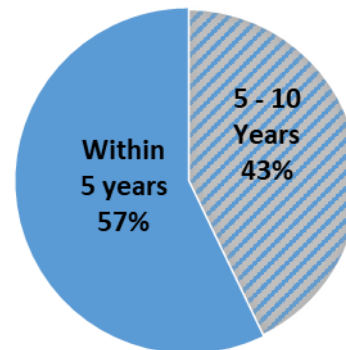
PPI compilation: Weights

Age of PPI Weight Reference Period

All Economies (126)



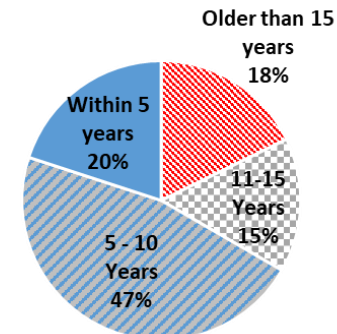
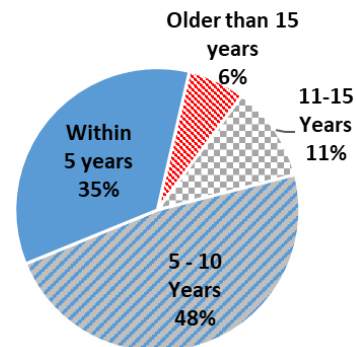
Advanced Economies (35)



Emerging and Developing Economies (91)

Inflation Targeters (46)

Non- Inflation Targeters (45)

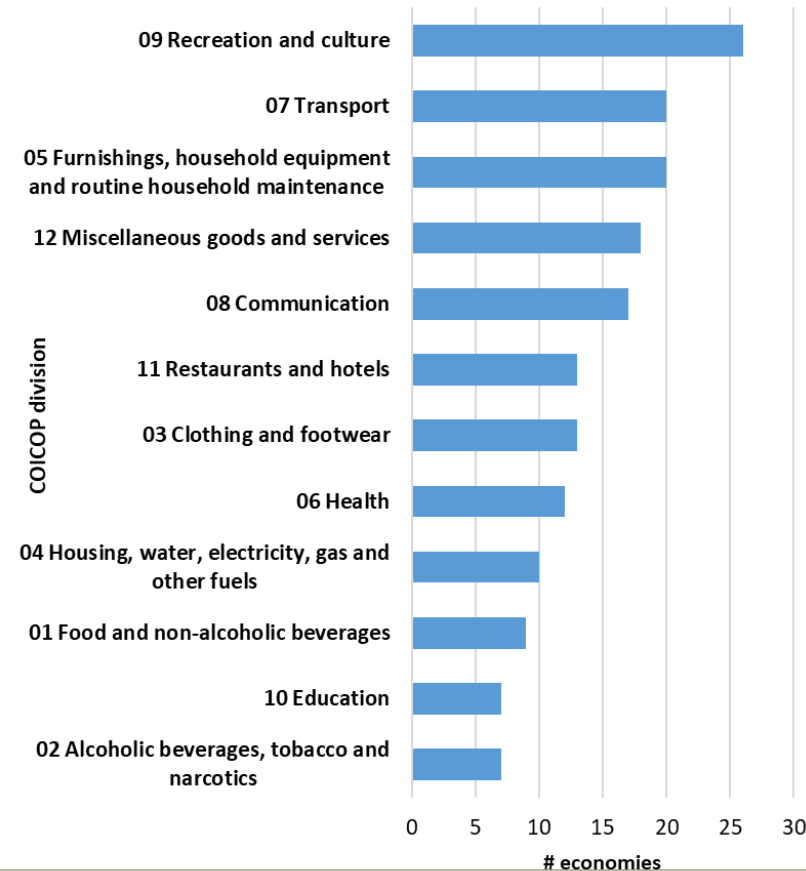


CPI: digitalization and quality adjustments

IMF-OECD survey on price compilation practices, August 2017 (43 replies)

CPI: COICOP divisions with prices collected from e-commerce

CPI: e-commerce is covered (number of economies)			
	Prices	Weights	None
Domestic e-commerce	30	33	10
Cross-border e-commerce	12	22	21

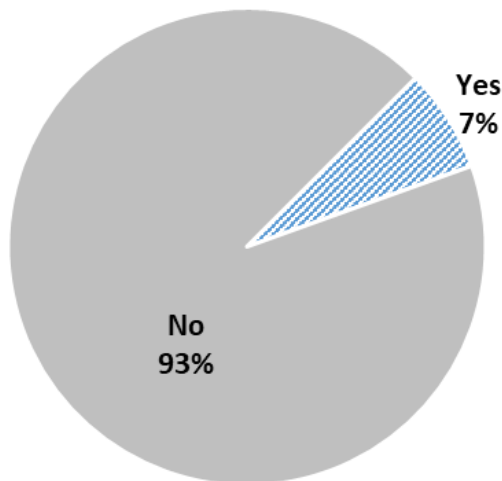




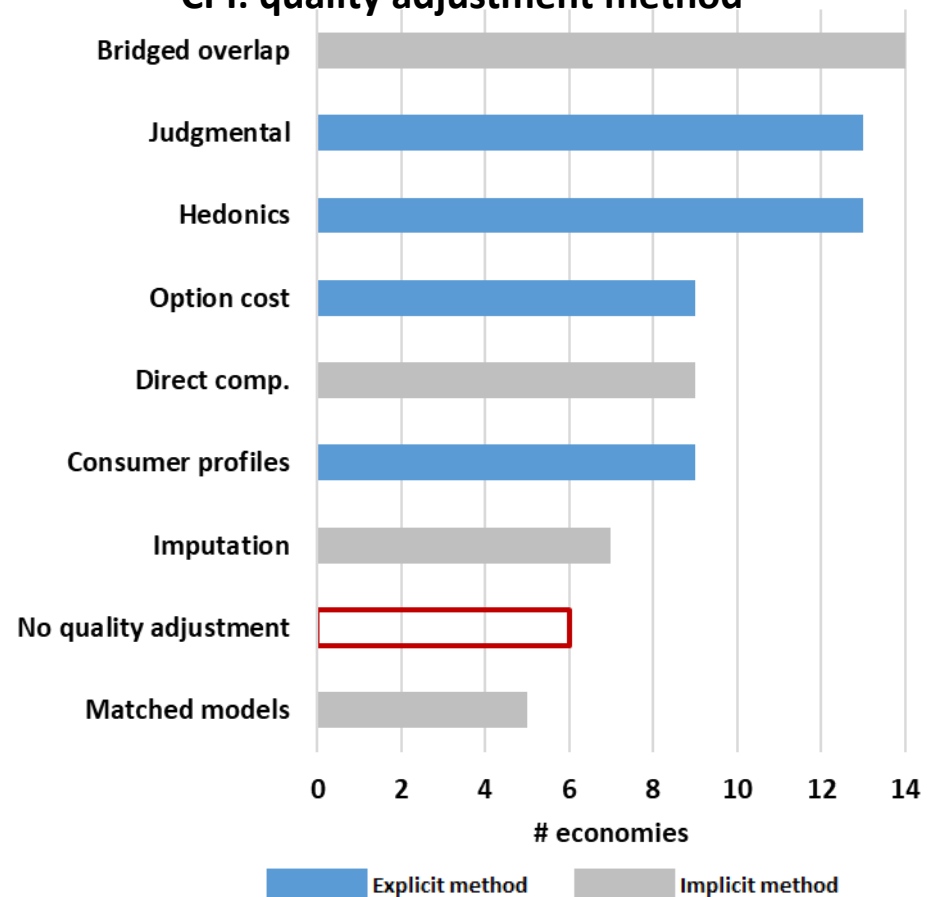
CPI: digitalization and quality adjustments

IMF-OECD survey on price compilation practices, August 2017 (43 replies)

CPI: sharing economy services are included



CPI: quality adjustment method



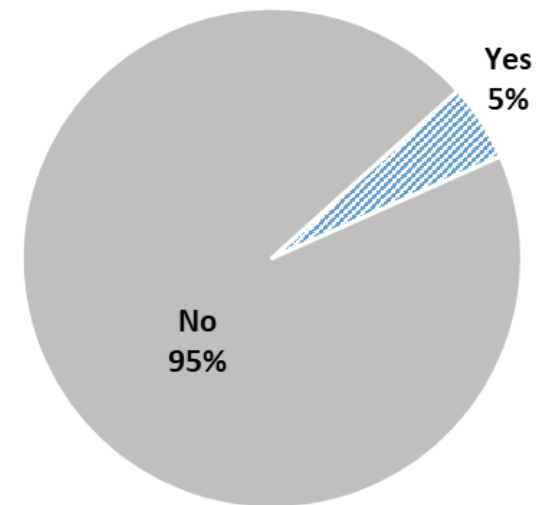


PPI: digitalization and quality change

IMF-OECD survey on price compilation practices, August 2017 (43 answers)

PPI: inclusion of sharing economy services

PPI: e-commerce is covered (number of economies)			
	Prices	Weights	None
Domestic e-commerce	13	18	18
Cross-border e-commerce	7	11	25

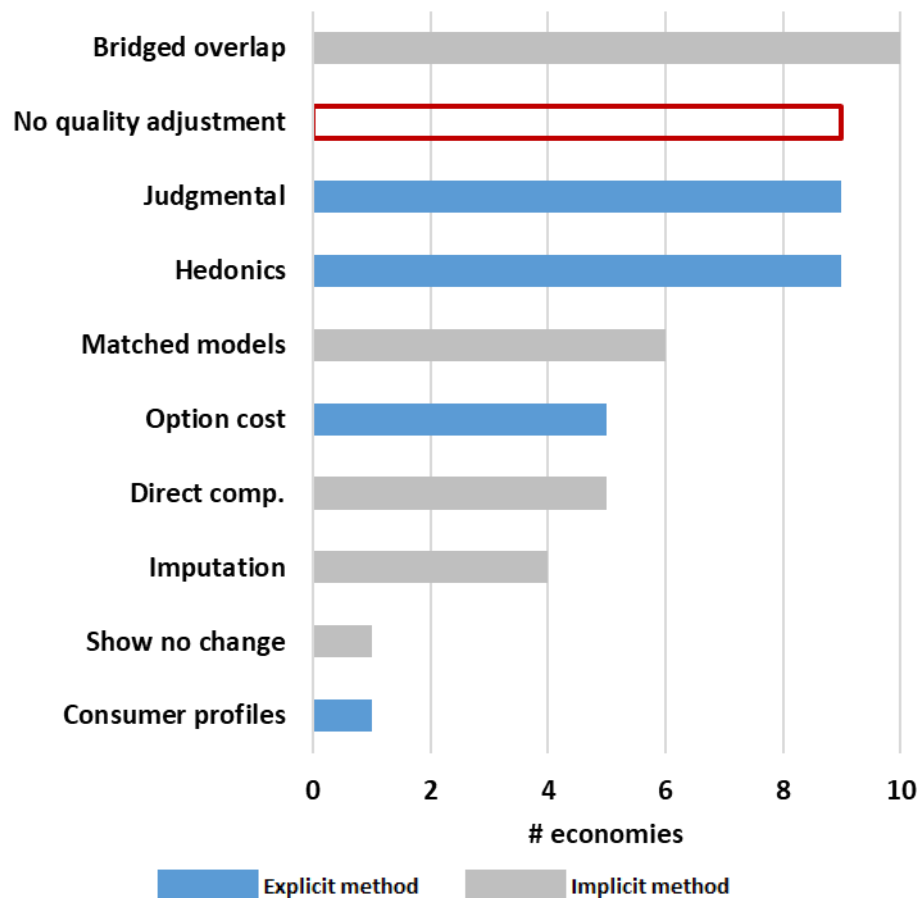




PPI: digitalization and quality adjustments

IMF-OECD survey on price compilation practices, August 2017 (36 answers)

PPI: quality adjustment method



Conclusions

CPI

- **Compiled almost universally, monthly, timely**
- **Fairly well aligned with international standards**
- **Inflation targeting developing countries meet the goals more often**
- **Main issues identified**
 - **36% lack national coverage**
 - **62% with outdated weights**

PPI

- **Compiled by 126 economies (60%)**
- **Fairly well aligned with international standards**
- **Inflation targeting countries meet the goals more often**
- **Main issues identified**
 - **32% cover less than MMU**
 - **64% with outdated weights**

Conclusions

IMF-OECD questionnaire: main findings (43 replies)

- ***New goods/services***: majority of sample follows market developments in a timely manner and introduces new goods and services when significant
- ***Disappearing goods/services***: majority of sample takes into account the quality change and makes adjustments using several recommended methods
- **E-commerce**: 77% of sample includes e-commerce in CPI and 51% in PPI
- **Sharing economy**: only a small part of the sample includes the sharing economy in the CPI or PPI



CPI Manual Update

Forthcoming

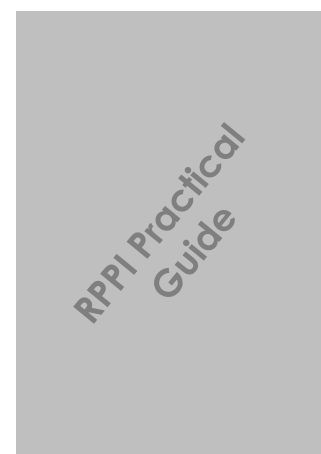


<https://www.imf.org/en/Data/Statistics/cpi-manual>



RPPI Practical Guide

Forthcoming






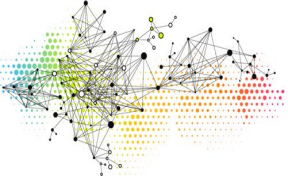
Price Statistics Compilation in 196 Economies: The Relevance for Policy Analysis Forthcoming



The Status of GDP Compilation Practices in 189 Economies and the Relevance for Policy Analysis



<https://www.imf.org/en/Publications/WP/Issues/2018/03/02/The-Status-of-GDP-Compilation-Practices-in-189-Economies-and-the-Relevance-for-Policy-45669>

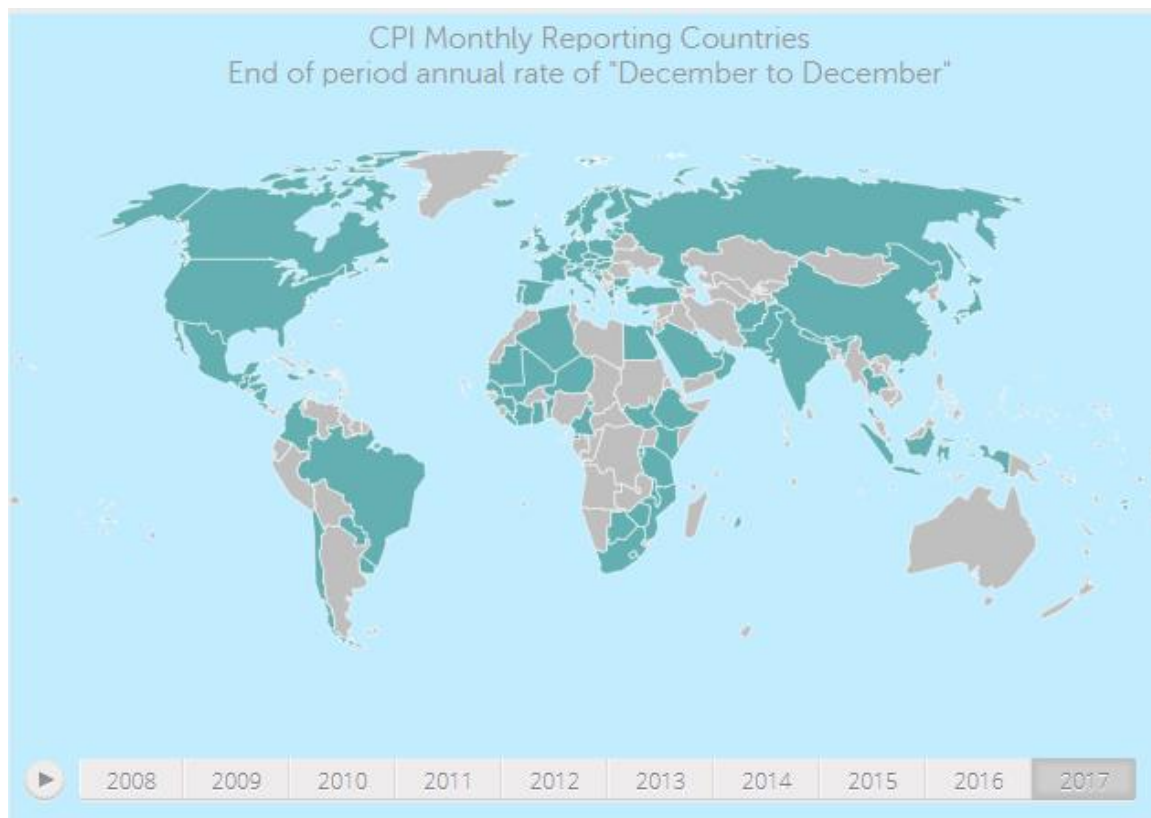


CPI Reporters Database

<http://data.imf.org/cpi>

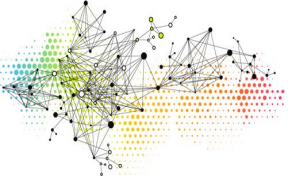


- Pick a country (map or drop-down menu)
- Select the section you want to view (total index, 12 COICOP, metadata)
- View the *Indexes and Weights* page under *Data & Metadata* tab



The map includes data reported monthly. Other countries report data quarterly.

(developed by the IMF, in collaboration with the OECD)



Thank you!

Comments welcome

mtavareslimamartin@imf.org